

620 series

NEW

Perfect process pumping with LoadSure™ technology



Perfect process pumping...

Watson-Marlow Bredel are world leaders in the fastest growing pump type for industry, so we set tough targets for the new 620 series. "Increase pressure and flow, cut maintenance time to less than one minute and safeguard the process".

We did it with LoadSure™ technology




The pump

- **Increases performance:**
1100 litre/hour at 4 bar (60 psi)
- **Maximises uptime:**
Snap-fit LoadSure™ elements
Over six months life
Less than one minute to change
- **Guards your process:**
Clean-in-place and Steam-in-place
IP55 protection
Process signal control and feedback



... with the unique LoadSure™ rotor

The element at the heart of the peristaltic



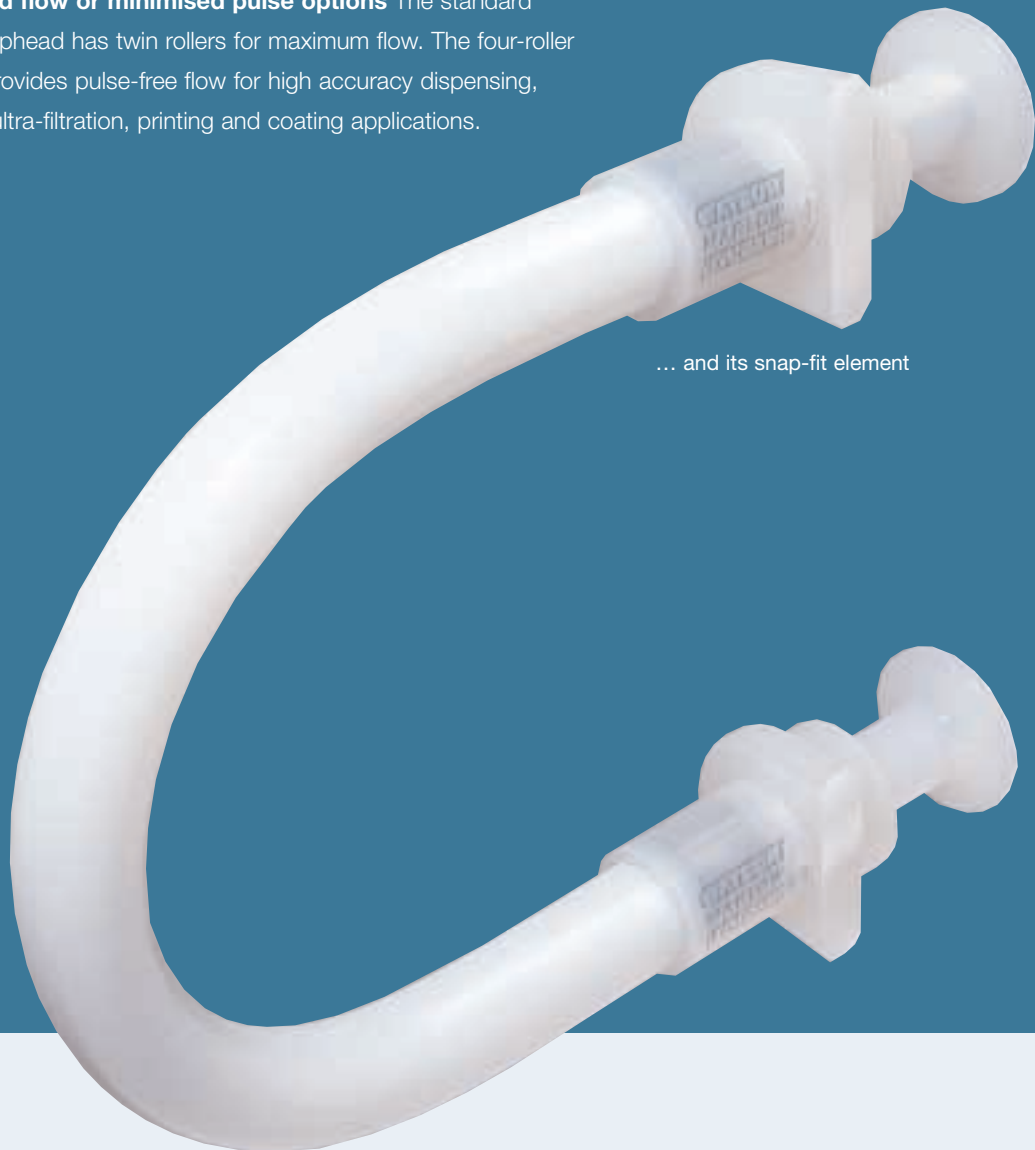
The most effective engineering solutions are the simplest. The peristaltic pump action is created by compressing the pumping element between rotating rollers. In between each pass of a roller, the tube recovers to create a vacuum and draws in fluid. This continuous dynamic effect creates a positive displacement, pushing the fluid through the pump. A peristaltic pump is therefore self-priming and requires no valves, glands or seals and can run dry, making it ideal for 24 hour operations.

thanks to the revolutionary LoadSure™ pumphead

LoadSure™ increases process performance

The 620R pumphead is designed around new, tough, thick-wall LoadSure™ pump elements for increased capacity and pressure, taking Watson-Marlow Bredel benefits to thousands more industrial applications.

- **4 bar pressure** LoadSure™ elements in Bioprene™, Marprene™ and STA-PURE™ are engineered for 4 bar peak discharge pressures and 95% suction lift with no back-flow, offering excellent metering and dosing performance.
- **1100 litre/hour capacity** 250rpm close coupled pumps have a maximum flow rate of 1100 litre/hour at 4 bar. 165rpm cased pumps have a maximum flow rate of 660 litre/hour at 2 bar.
- **Maximised flow or minimised pulse options** The standard 620R pumphead has twin rollers for maximum flow. The four-roller 620RE4 provides pulse-free flow for high accuracy dispensing, spraying, ultra-filtration, printing and coating applications.



... and its snap-fit element

The most important part of the pump is the element, and that is why all Watson-Marlow Bredel pumps are designed around LoadSure™ elements and Watson-Marlow Bredel tubing. STA-PURE™ elements will give up to eight months service in a working duty of eight hours a day, five days a week at 2 bar (30 psi).

Improve your performance; put LoadSure™ 620 pumps in your process

thanks to the revolutionary LoadSure™ pumphead



One minute maintenance

LoadSure™ maximises uptime, makes maintenance quick and easy



1 Open...



2 Click roller in...



3 Close



4 Click roller out...



5 Close

- **No need for maintenance specialists** for LoadSure™ pumpheads. It's a one-minute job for operators. Open, click roller in, replace LoadSure™ element, click roller out, close, finished.

- **Patented LoadSure™ elements and clamps** fit perfectly every time, ensuring trouble-free performance and extending element life. LoadSure™ elements are available in sanitary and industrial standards with Tri-Clamp, DIN15mm or Cam and Groove couplings. You also have the option of continuous tubing using Watson-Marlow Bredel tubing.

621CC



Compact, industrial economy pump with multiple drive options

623S



Laboratory and light industrial manual control pump

624S



Manual control, IP55 industrial process pump

624U



Auto/Manual control, IP55 industrial process pump

624Di



Auto/Manual control, High accuracy, high flow dispenser

Drives	Continuous 2 roller 2 bar 620R	Continuous 2 roller 4 bar 620R	Elements 2 roller 2 bar 620R	Elements 2 roller 4 bar 620R	Elements 4 roller 2 bar 620R	Elements 4 roller 4 bar 620R
621CC	•	•	•	•	•	•
623S	•					
624S	•		•		•	
624U	•		•		•	
624Di	•		•		•	

United Kingdom
 Telephone +44 (0) 1326 370370
 Fax: +44 (0) 1326 376009
 Email support4gb@watson-marlow.co.uk

Belgium
 Telephone +32 (0) 2 529 5858
 Fax: +32 (0) 2 529 5861
 Email info@watson-marlow.be

Brazil
 Telephone + 55 11 7925 9153
 Fax: + 55 11 7925 9143

China
 Telephone +86 21 6485 4898
 Fax: +86 21 6485 4899

France
 Telephone +33 (0) 2 37 38 92 03
 Fax: +33 (0) 2 37 38 92 04
 Email info@watson-marlow.fr

Germany
 Telephone +49 (0) 2183 42040
 Fax: +49 (0) 2183 82592
 Email info@watson-marlow.de

Italy
 Telephone +39 (0) 030 6871184
 Fax: +39 (0) 030 6871352
 Email info@watson-marlow.it

Korea
 Telephone +82 (0) 2 525 5755
 Fax: +82 (0) 2 525 5764
 Email support4k@watson-marlow.co.uk

Malaysia
 Telephone +60 3735 3323
 Fax: +60 3735 7717

Netherlands
 Telephone +31 (0) 10 462 1688
 Fax: +31 (0) 10 462 3486
 Email info@watson-marlow.nl

United States of America
 Telephone 800 282 8823
 Fax: 978 658 0041
 Email support4us@watson-marlow.co.uk

www.watson-marlow.com

Members of the Spirax-Sarco Engineering Group

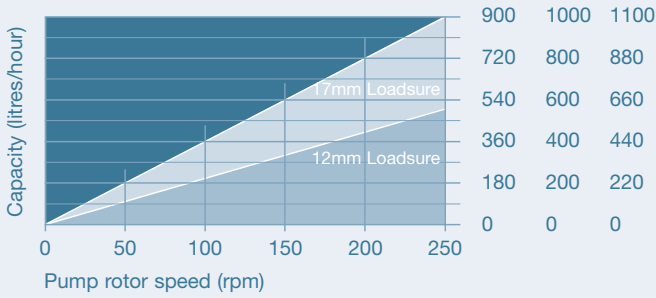
The information contained in this document is believed to be correct, but Watson-Marlow Bredel accepts no liability for any errors it contains, and reserves the right to alter specifications without notice.



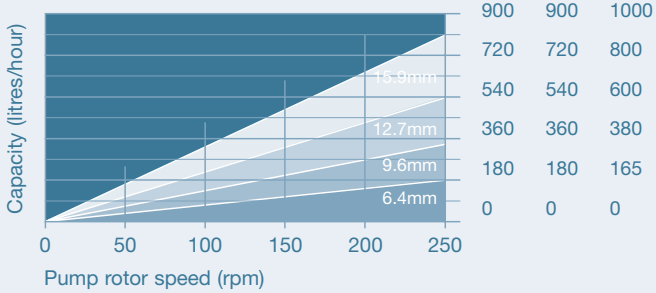
Put LoadSure™ in your process Improve your performance

620 series pumps

620RE performance



620R performance



620RE4 reduce flow rates by 25%.
 Flow rates based on water at 20°C

Tube performance

Material	Rating	Sanitary Tri-clamp 3/4"	Industrial Groove 3/4"	Continuous tubing
STA-PURE™	4 bar	●	●	610mm
Marprene TM	4 bar	●	●	
Bioprene TM	4 bar	●	●	
Marprene TL	2 bar		●	15m
Bioprene TL	2 bar	●	●	15m
Neoprene	2 bar		●	3m
Peroxide Silicone	2 bar		●	3m
Platinum Silicone	2 bar	●		7.5m
Fuorel	2 bar			5m

Maximum continuous length

Continuous tubing fits 620R
 Elements fit 620RE and 620RE4